


Flat Racks for Hawaii & Guam Specifications

Horizon Lines flat-rack fleet provides customers greater flexibility for loading and securing cargo.

With all new upgraded equipment, we have the flat racks you need for shipping to Hawaii and Guam. Our fleet includes lightweight 40-foot posted flats for heavier bundled cargo, 45-foot collapsible flats for longer, lighter cargo and 20-foot bundles loaded end-to-end. All new flat racks are 9' 6" in height and have permanently attached winches and nylon strapping, with tie-down bars and lashing rings on either side of the rack for securing with ease. At Horizon Lines, we are investing and innovating to deliver value to our customers.

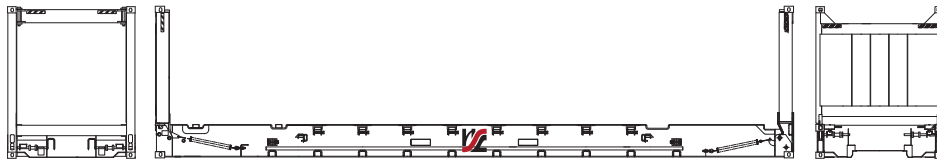
Always There.
Always Delivering.®



40-Foot Fixed-Post Flat Rack

EXTERIOR			INTERIOR			CORNER POST OPENING		CARGO CAPACITY	TARE WT
LENGTH	WIDTH	HEIGHT	LENGTH	WIDTH	HEIGHT	WIDTH	HEIGHT		
40' 0"	8' 0"	9' 6"	38' 6"	7' 10.5"	7' 5"	6' 5"	7' 5"	59,200 lb	8,000 lb

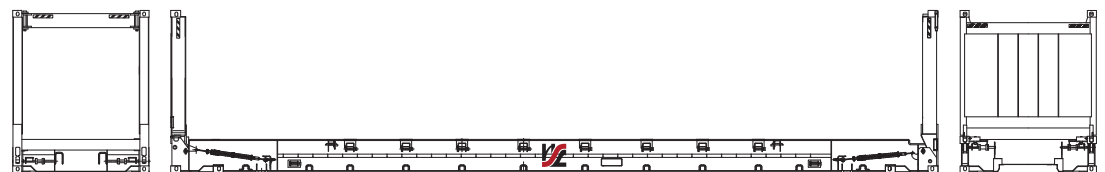
Features: Lighter weight for more loading capacity ■ No headers ■ Built-in winch and nylon straps ■ Bar tie-downs on both sides ■ Lashing rings on both sides ■ High cube — 12 inches additional loading space.



40-Foot Collapsible Flat Rack

EXTERIOR			INTERIOR			CORNER POST OPENING		CARGO CAPACITY	TARE WT
LENGTH	WIDTH	HEIGHT	LENGTH	WIDTH	HEIGHT	WIDTH	HEIGHT		
40' 0"	8' 0"	9' 6"	38' 3"	7' 9"	7' 5"	6' 10"	7' 5"	78,040 lb	10,140 lb

Features: Flexibility for loading over-dimensional cargo ■ No headache rack required ■ Built-in winch and nylon straps ■ Bar tie-downs on both sides ■ Lashing rings on both sides ■ High cube — 12 inches additional loading space.



45-Foot Collapsible Flat Rack

EXTERIOR			INTERIOR			CORNER POST OPENING		CARGO CAPACITY	TARE WT
LENGTH	WIDTH	HEIGHT	LENGTH	WIDTH	HEIGHT	WIDTH	HEIGHT		
45' 0"	8' 0"	9' 6"	43' 3"	7' 10"	7' 7"	6' 10"	7' 7"	75,080 lb	13,100 lb

Features: Built to accommodate longer cargo ■ 20-foot bundles of cargo can be loaded end-to-end ■ No headache rack required ■ Built-in winch and nylon straps ■ Bar tie-downs on both sides ■ Lashing rings on both sides ■ High cube — 12 inches additional loading space.